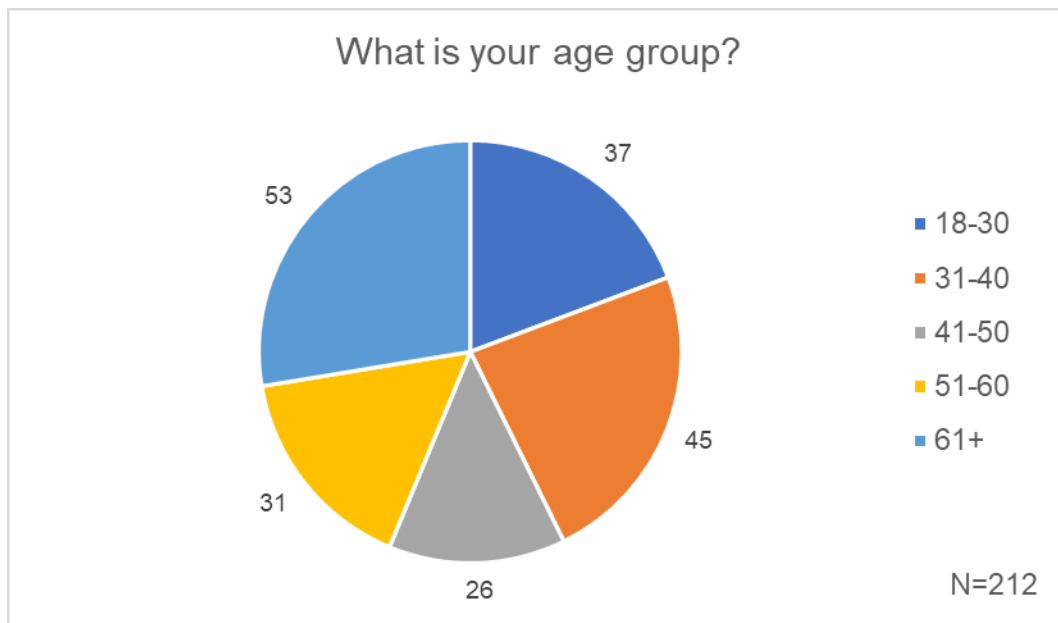


Commuter Ferry Survey Results – September 2022

Question 1: What is your age group?

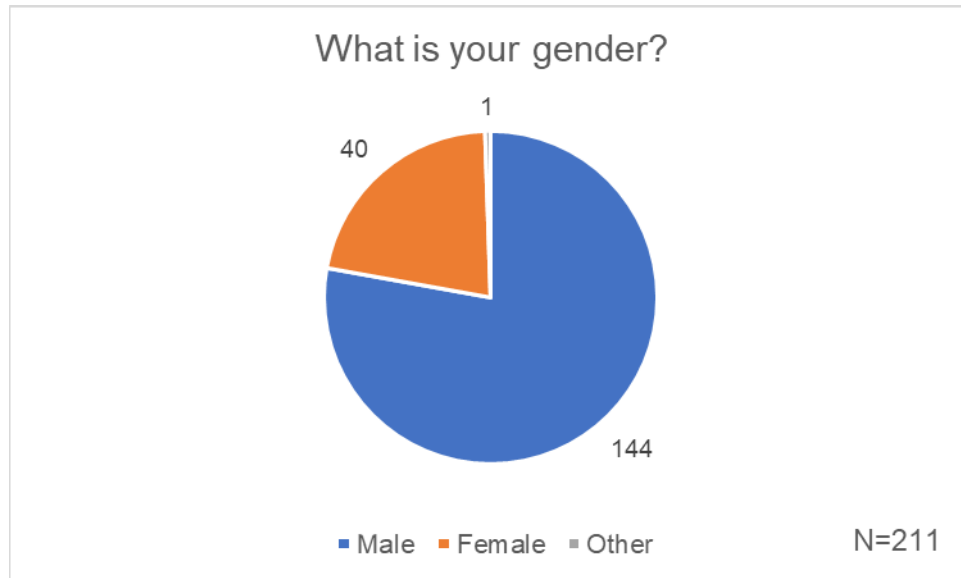


Response	COUNT	Percent
18-30	37	19.27%
31-40	45	23.44%
41-50	26	13.54%
51-60	31	16.15%
61+	53	27.60%

Total 192

Commuter Ferry Survey Results – September 2022

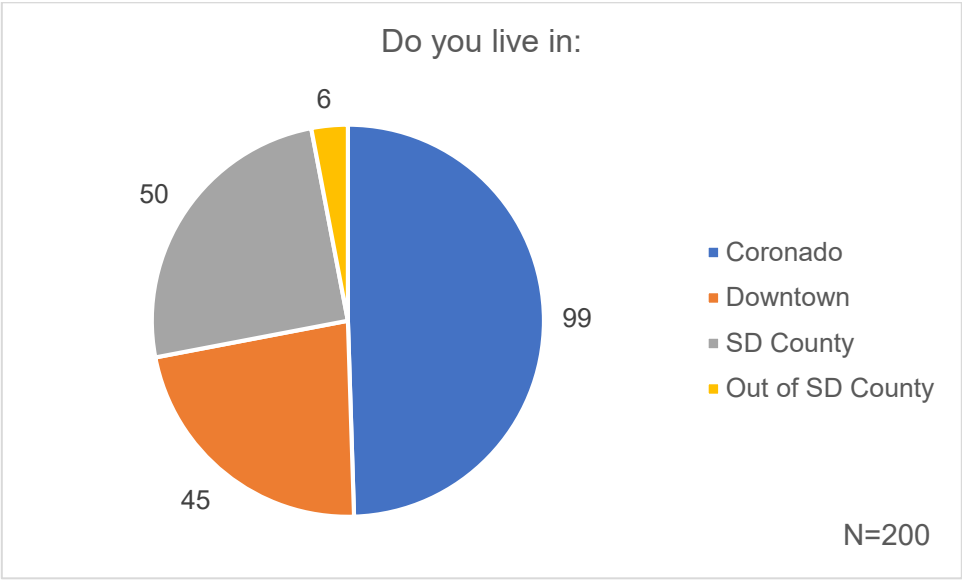
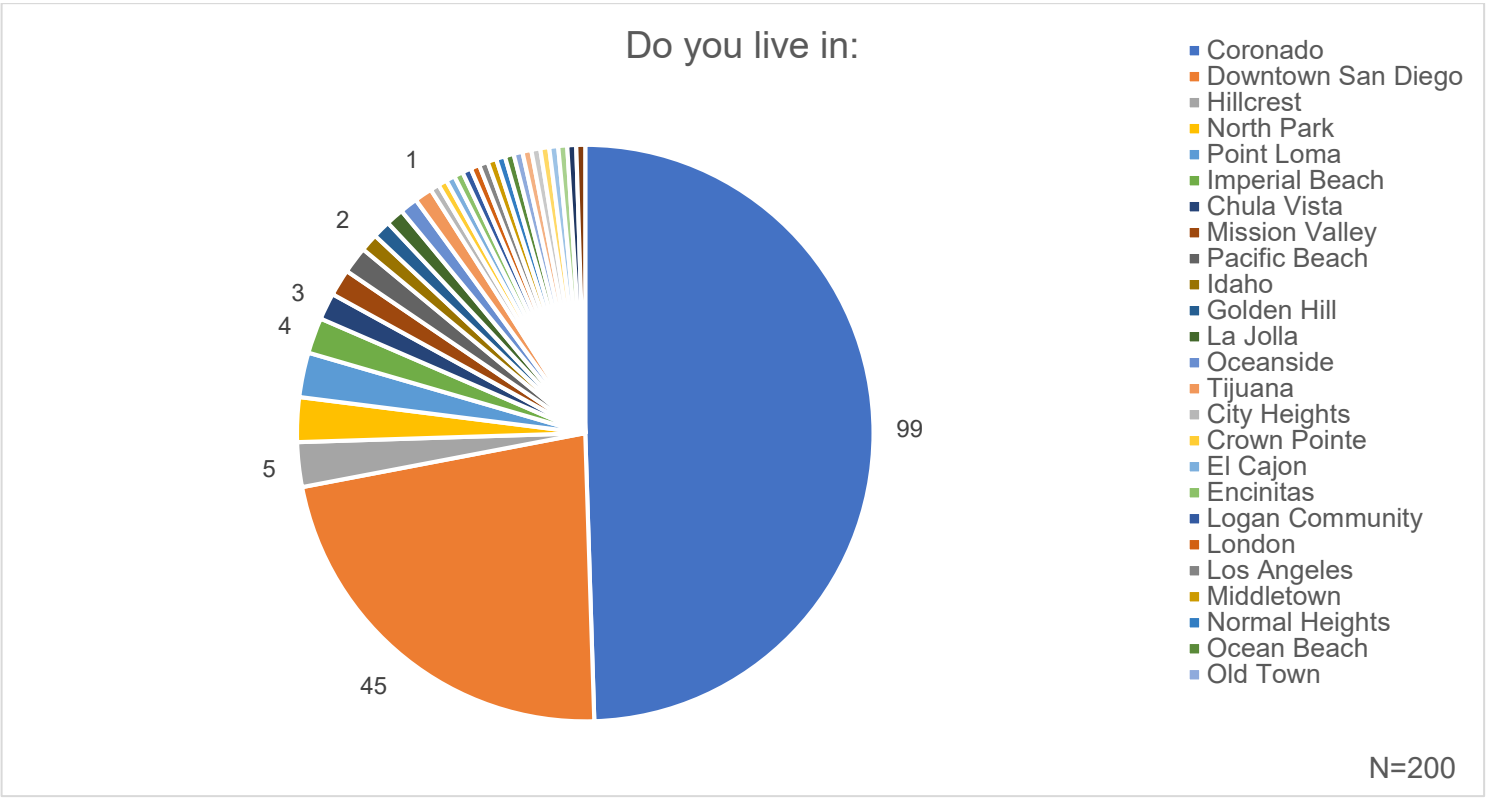
Question 2: What is your gender?



Response	COUNT	Percent
Male	144	77.84%
Female	40	21.62%
Other	1	0.54%
Total	185	

Commuter Ferry Survey Results – September 2022

Question 3: Do you live in:



Commuter Ferry Survey Results – September 2022

Question 3: Do you live in:

Response	COUNT	Percent
Coronado	99	49.50%
Downtown San Diego	45	22.50%
Hillcrest	5	2.50%
North Park	5	2.50%
Point Loma	5	2.50%
Imperial Beach	4	2.00%
Chula Vista	3	1.50%
Mission Valley	3	1.50%
Pacific Beach	3	1.50%
Idaho	2	1.00%
Golden Hill	2	1.00%
La Jolla	2	1.00%
Oceanside	2	1.00%
Tijuana	2	1.00%
City Heights	1	0.50%
Crown Pointe	1	0.50%
El Cajon	1	0.50%
Encinitas	1	0.50%
Logan Community	1	0.50%
London	1	0.50%
Los Angeles	1	0.50%
Middletown	1	0.50%
Normal Heights	1	0.50%
Ocean Beach	1	0.50%
Old Town	1	0.50%
Otay Mesa West	1	0.50%
Rancho Bernardo	1	0.50%
San Diego	1	0.50%
Tucson	1	0.50%
University Heights	1	0.50%
Vista	1	0.50%
Linda Vista	1	0.50%

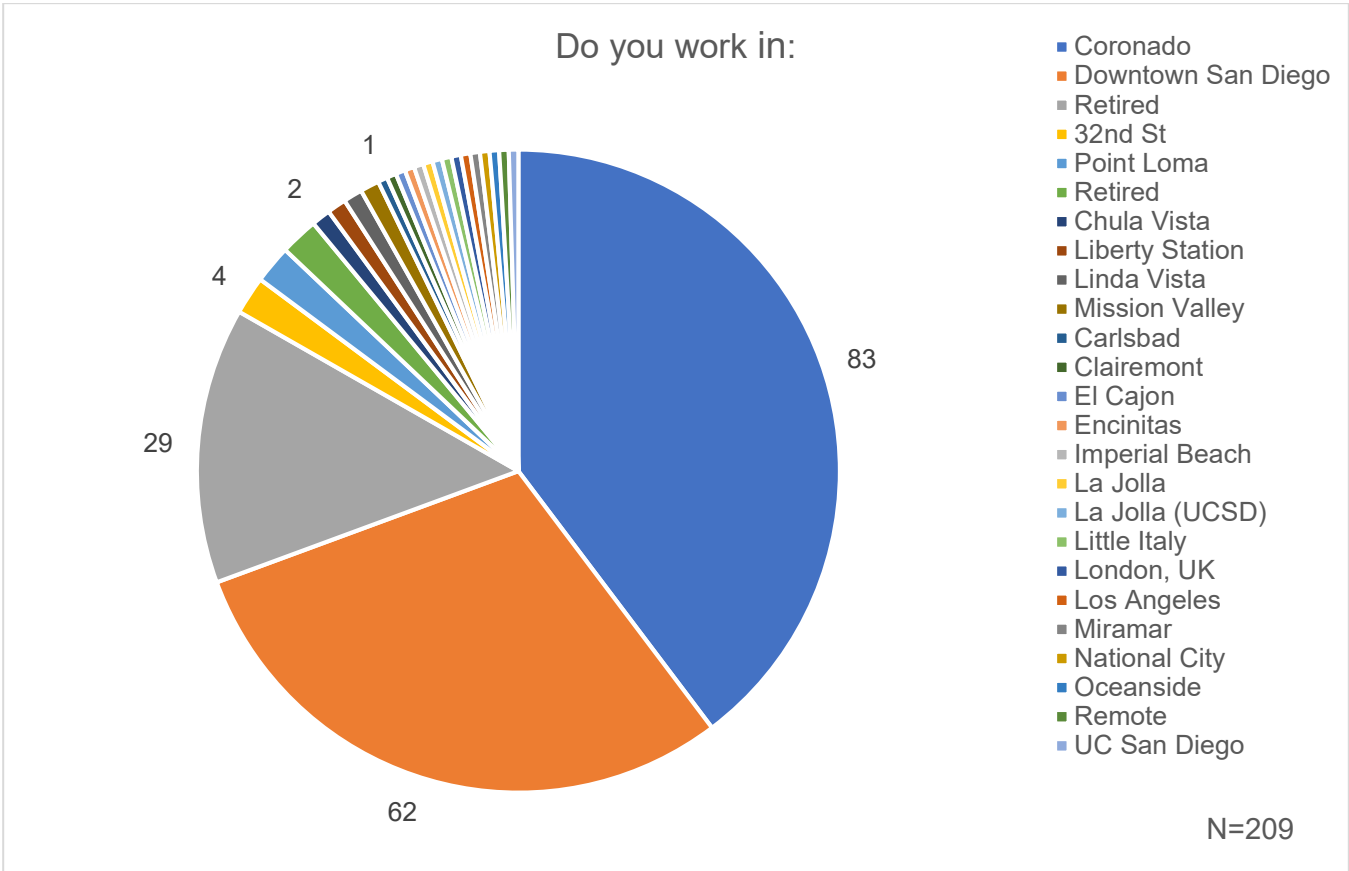
Total **200**

Response	COUNT	Percent
Coronado	99	49.50%
Downtown	45	22.50%
SD County	50	25%
Out of SD County	6	3%

Total **200**

Commuter Ferry Survey Results – September 2022

Question 4: Do you work in?



Commuter Ferry Survey Results – September 2022

Question 4: Do you work in?

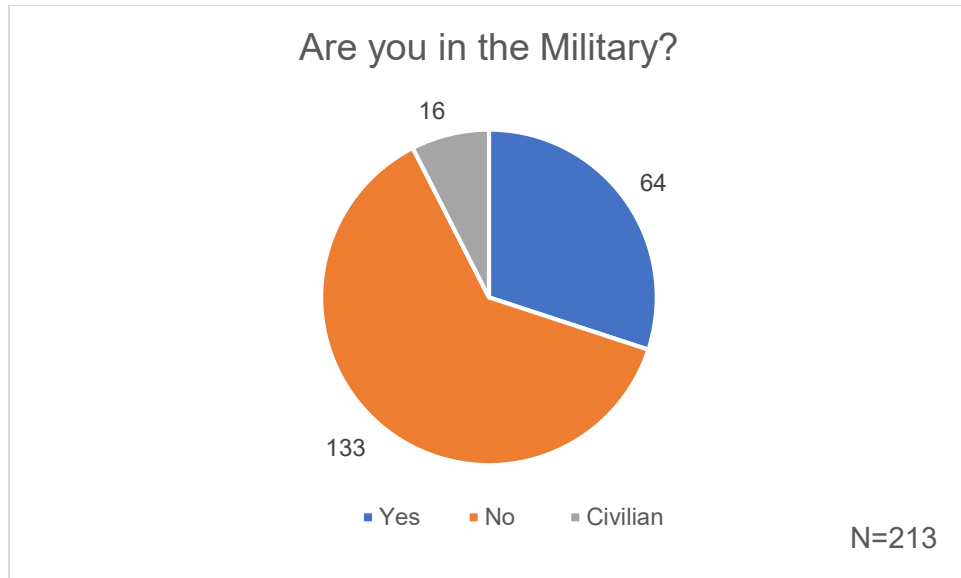
Response	Count	Percent
Coronado	83	39.71%
Downtown San Diego	62	29.67%
Retired	29	13.88%
32nd St	4	1.91%
Point Loma	4	1.91%
Retired	4	1.91%
Chula Vista	2	0.96%
Liberty Station	2	0.96%
Linda Vista	2	0.96%
Mission Valley	2	0.96%
Carlsbad	1	0.48%
Clairemont	1	0.48%
El Cajon	1	0.48%
Encinitas	1	0.48%
Imperial Beach	1	0.48%
La Jolla	1	0.48%
La Jolla (UCSD)	1	0.48%
Little Italy	1	0.48%
London, UK	1	0.48%
Los Angeles	1	0.48%
Miramar	1	0.48%
National City	1	0.48%
Oceanside	1	0.48%
Remote	1	0.48%
UC San Diego	1	0.48%

Total

209

Commuter Ferry Survey Results – September 2022

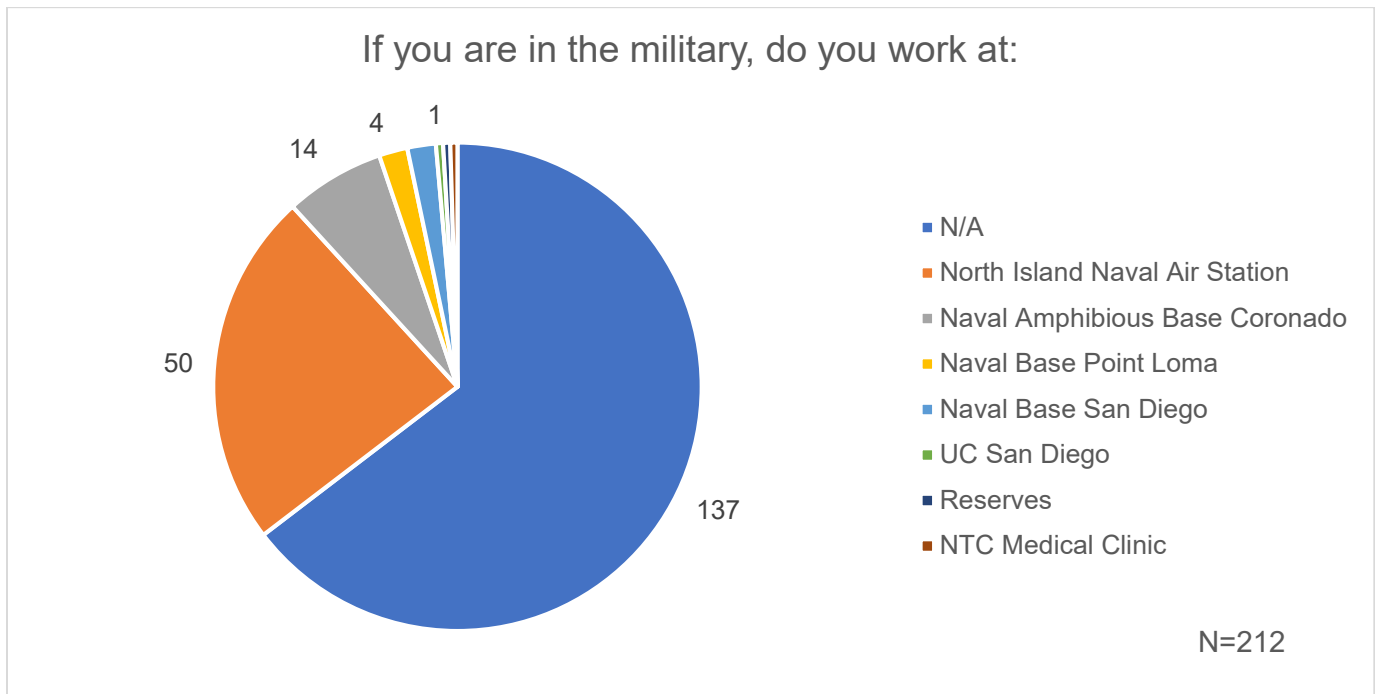
Question 5: Are you in the Military?



Response	COUNT	Percent
Yes	64	30.05%
No	133	62.44%
Civilian	16	7.51%
Total	213	

Commuter Ferry Survey Results – September 2022

Question 6: If you are in the military, do you work at:



Response	COUNT	Percent
N/A	137	64.62%
North Island Naval Air Station	50	23.58%
Naval Amphibious Base Coronado	14	6.60%
Naval Base Point Loma	4	1.89%
Naval Base San Diego	4	1.89%
UC San Diego	1	0.47%
Reserves	1	0.47%
NTC Medical Clinic	1	0.47%

Total

212

Does NOT work on a military base	64.62%
Works on a military base	33.96%
Other	1.42%

Commuter Ferry Survey Results – September 2022

Question 7: If you are not in the military, what is your occupation?

148 Responses

84 Unique Occupations

37 Retired

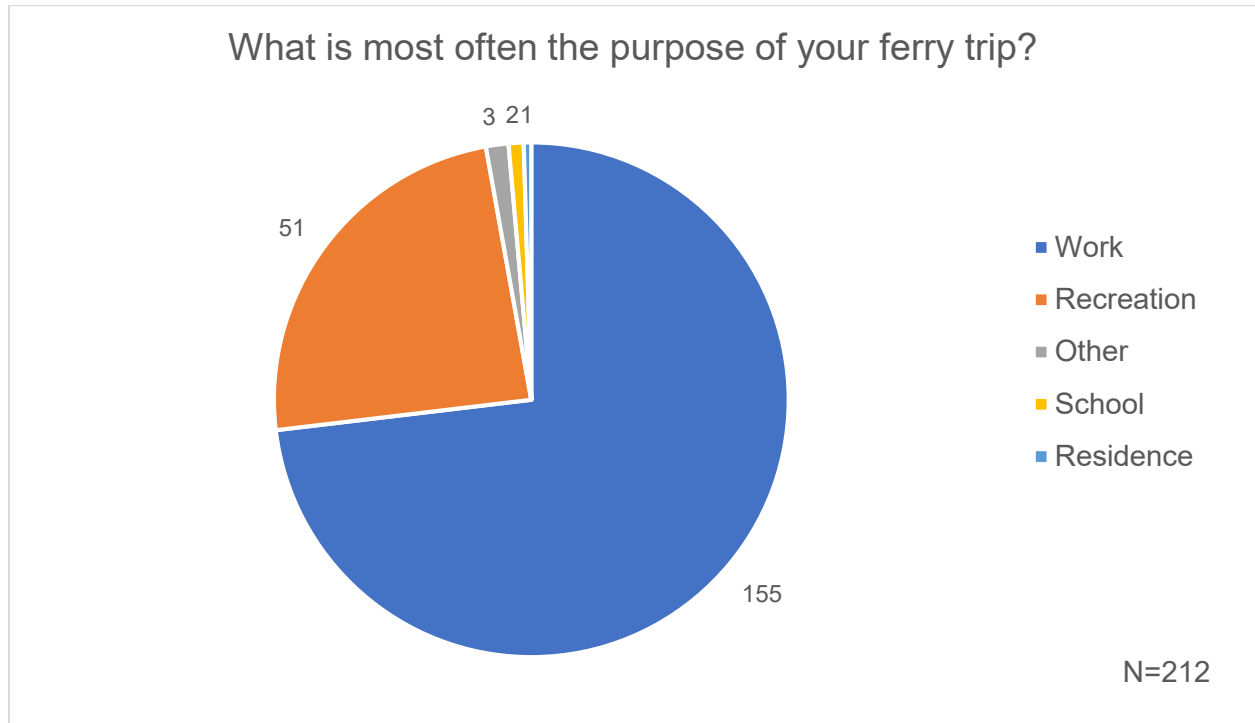
7 Volunteer on Midway

5 Engineer

3 Attorney

Commuter Ferry Survey Results – September 2022

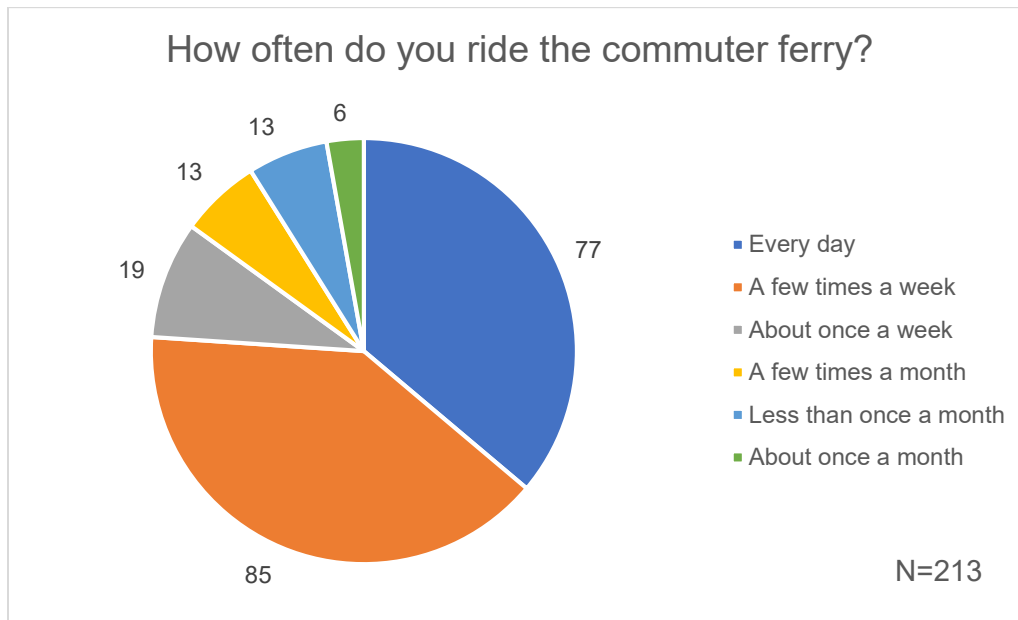
Question 8: What is most often the purpose of your ferry trip?



Response	COUNT	Percent
Work	155	73.11%
Recreation	51	24.06%
Other	3	1.42%
School	2	0.94%
Residence	1	0.47%
Total	212	

Commuter Ferry Survey Results – September 2022

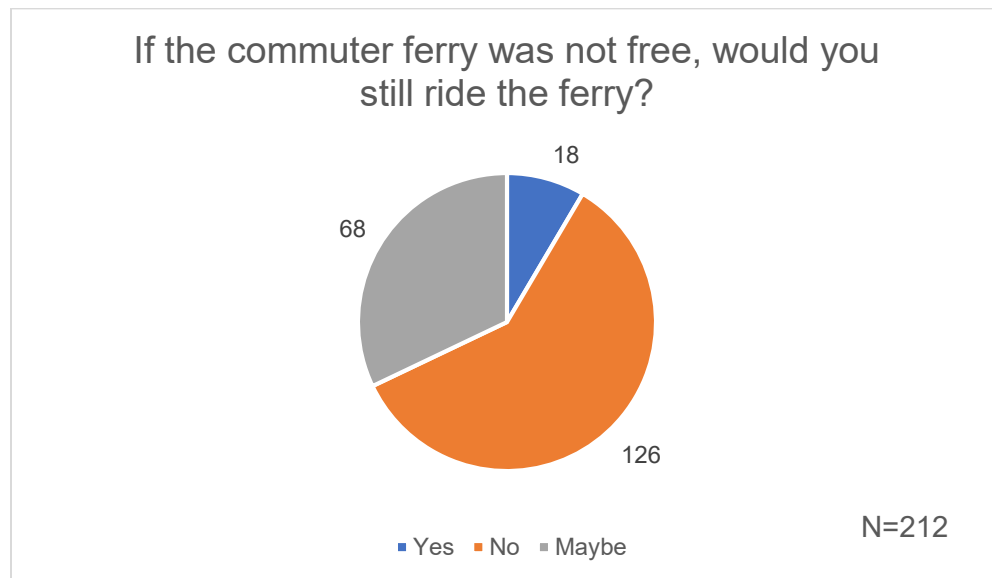
Question 9: How often do you ride the Commuter Ferry?



Response	COUNT	Percent
Every day	77	36.15%
A few times a week	85	39.91%
About once a week	19	8.92%
A few times a month	13	6.10%
Less than once a month	13	6.10%
About once a month	6	2.82%
Total	213	

Commuter Ferry Survey Results – September 2022

Question 10: If the Commuter Ferry was not free, would you still ride the ferry?



Response	COUNT	Percent
Yes	18	8.49%
No	126	59.43%
Maybe	68	32.08%

Total **212**

Commuter Ferry Survey Results – September 2022

Question 11: Are there any improvements to the ferry of the complimentary commuter service that would encourage you to ride the ferry more?

Type of Response:	COUNT
Feedback	49
Other	5
Positive	95
Total	149

% of Responses:	Type of Response
32.89%	Provided Feedback
63.76%	Provided positive comment regarding commuter ferry

Type of Feedback:	COUNT
Coffee	6
Commuter hours in afternoon/weekends/holidays	5
Commuter Card	4
Improve seats	4
Lower fare for residents	4
More commuter hours	3
NAS Coronado drop-off/pick-up	3
Bathroom	2
Commuter Ferry at Convention Center	2
Earlier start time	2
Improve signage	2
Wifi	2
Add route from Point Loma	1
Better coordination with MTS services	1
Better process deboarding ferry	1
Bike rack	1
Condensation on outside seats	1
Discount for 60+/disabled	1
Lower fare for regular ferry	1
Lower regular ticket cost	1
Match ferry schedule with Coaster	1
Music	1
Priority for commuters on the 5th Ave. Ferry Back	1
Refresh inside of ferry	1
Vending machine	1